











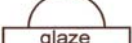















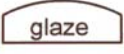


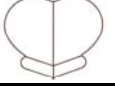











accents



Precision H2O distributed by daltile
Vendor # 280454 | Ph:
800.425.2098

Profile	Size	Part #	Weight	Units/Carton
	1/4x6 flat liner	499150	0.03	96
	1/4x6 bn on 1/4" side	499151	0.03	96
	1/2x6 flat liner	499147	0.06	48
	1/2x6 bn on 1/2" side	302226	0.07	48
	1/2x6 bn on 6" side	499144	0.12	24
	1x6 flat liner	499149	0.12	24
	1x6 bn on 1" side	499153	0.13	24
	1x6 bn on 6" side	400777	0.23	24
	2x6 flat liner	499148	0.24	10
	2x6 bn on 2" side	499145	0.24	10
	2x6 bn on 6" side	499155	0.20	10
	1 1/4x6 Rope	499152	0.20	108
	1 1/4x6 Rope endstop	499146	0.20	108
	1 1/4x6 Rope w/6" edge glzd	499154	0.20	108
	1 1/4x6 Flower Bar	499164	0.18	10
	1 1/4x6 Flower Bar endstop	499163	0.18	10
	1 1/4x6 Flower Bar w/6" edge glzd	499170	0.18	10

Profile	Size	Part #	Weight	Units/Carton
	1/2x6 round	499166	0.06	42
	1/2x6 round endstop	499169	0.06	42
	1/2x6 round w/6" edge glzd	487335	0.06	42
	5/8x6 Pyramid	413400	0.06	10
	5/8x6 Pyramid Endstop	413401	0.06	10
	5/8x6 Droplet	413398	0.20	10
	5/8x6 Droplet Endstop	413399	0.20	108
	1X6 Flute	493531	0.12	24
	1x6 Flute endstop	499165	0.12	24
	1x6 Flute w/6" edge glzd	499161	0.12	24
	1x6 Dome	499160	0.14	18
	1x6 Dome Endstop	499157	0.14	18
	1x6 Dome w/6" edge glzd	499158	0.16	18
	2x6 H-Cap	499159	0.50	20
	H-Cap O/C 1x1x2	499176	0.22	20
	H-Cap Left Endstop 2x1/4	499175	0.04	20
	H-Cap Right Endstop 2x1/4	499177	0.04	20
	Chair Rail 2"x6"	488569	0.40	48
	Chair Rail Corner	488570	0.04	15

Profile	Size	Part #	Weight	Units/Carton
	Sink Rail 2"x6"x2-1/2" (WA8262)	495560	0.56	24
	Sink Rail Corner 2"x2"x2-1/2"(WAC8262)	495561	0.28	15
	Sink Rail Inside Crnr 2"x2"x1/4"(WAM8262)	402381	0.28	15
	Rittenhouse Shelf Rail 2"x6"	401399	0.50	20
	Rittenhouse Shelf Rail Corner 2"x2"	413841	0.28	20

